



D12180 (12V18Ah)



Dynamics

D12180 is a general purpose battery with 5 years floating design life, meet with IEC, JIS standard. With heavy duty grid, thickness plates, special additives, **D series** battery have long and reliable standby service life.

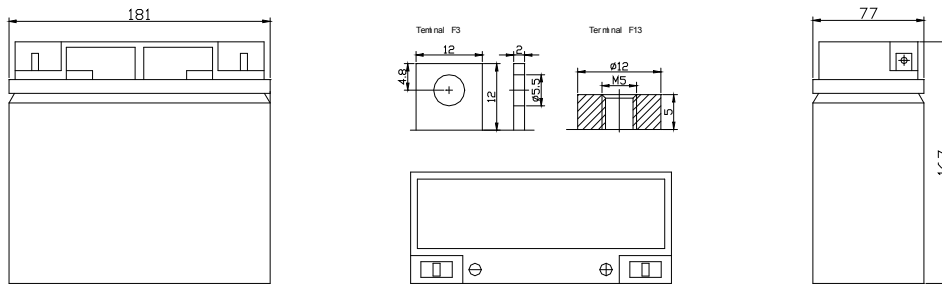
Specification

Cells Per Unit	6
Voltage Per Unit	12
Capacity	18Ah@20hr-rate to 1.75V per cell @25°C
Weight	Approx. 5.0 Kg
Max. Discharge Current	180 A (5 sec)
Internal Resistance	Approx. 14 mOhms
Operating Temperature Range	Discharge: -20°C~60°C Charge: 0°C~50°C Storage: -20°C~60°C
Normal Operating Temperature Range	25°C ±5°C
Float charging Voltage	13.7 to 13.9 VDC/unit Average at 25°C
Recommended Maximum Charging Current Limit	5.4 A
Equalization and Cycle Service	14.6 to 14.8 VDC/unit Average at 25°C
Self Discharge	Dynamics batteries can be stored for more than 6 months at 25°C. Self-discharge ratio less than 3% per month at 25°C. Please charge batteries before using.
Terminal	Faston F3/F13
Container Material	A.B.S. (UL94-HB), Flammability resistance of UL94-V2 can be available upon request.

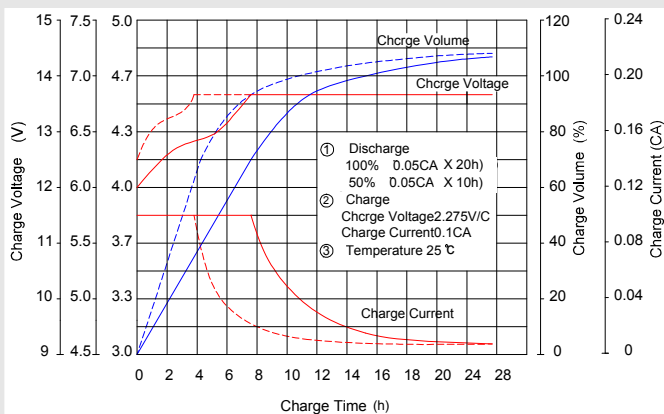


Dimensions

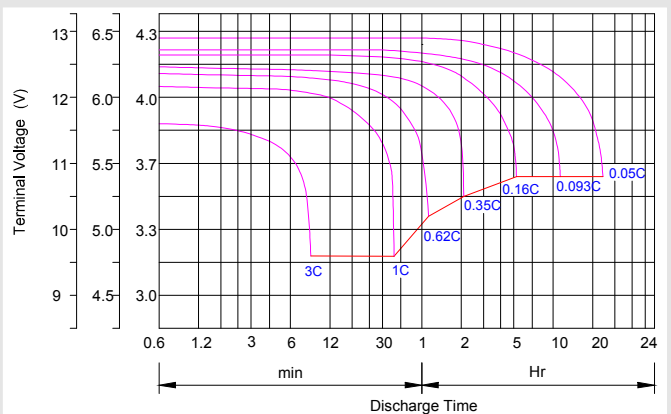
Unit: mm Dimension: 181(L) x 77(W) x 167(H)



Charge characteristic Curve for standby use

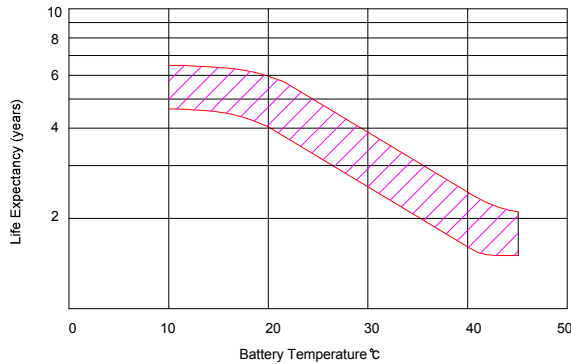


Discharge characteristic Curve

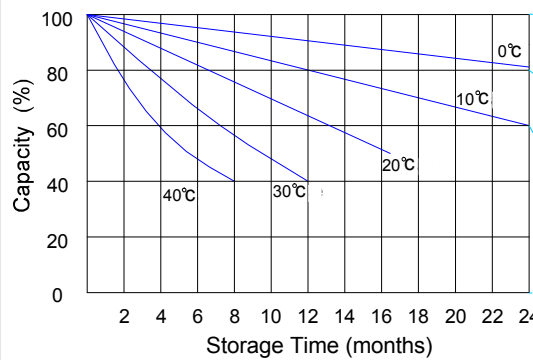




Effect of temperature on long term float life



Storage characteristic



Supplementary charge required (Carry out supplementary charge before use if 100% capacity is required)

Supplementary charge required before use. This supplementary charge will help to recover the capacity and should be made as early as possible.

Supplementary charge may often fail to recover the capacity. The battery should never be left standing till this state is reached

Supplementary charge and storage guidelines

Constant Current Discharge Characteristics : A(25°C)

F.V/Time	5MIN	10MIN	15MIN	30MIN	1HR	2HR	3HR	4HR	5HR	8HR	10HR	20HR
9.60V	71.10	47.52	36.54	21.11	12.49	6.511	4.608	3.780	3.133	2.078	1.799	1.010
10.0V	68.53	45.67	35.37	20.79	12.42	6.464	4.590	3.762	3.115	2.070	1.781	0.973
10.2V	64.83	44.26	34.56	20.63	12.33	6.449	4.572	3.744	3.096	2.062	1.763	0.955
10.5V	58.56	41.42	32.76	20.16	12.15	6.370	4.554	3.726	3.078	2.053	1.744	0.918
10.8V	52.30	38.60	30.94	19.67	11.97	6.261	4.518	3.708	3.059	2.045	1.707	0.881
11.1V	46.09	35.76	29.14	19.19	11.81	6.167	4.482	3.690	3.041	2.037	1.689	0.863

Constant Power Discharge Characteristics : W(25°C)

F.V/Time	5MIN	10MIN	15MIN	30MIN	1HR	2HR	3HR	4HR	5HR	8HR	10HR	20HR
9.60V	777.6	505.4	410.7	253.4	149.8	78.04	55.19	45.14	44.16	24.99	21.27	11.89
10.0V	757.4	504.9	404.8	249.3	149.4	77.57	55.08	45.04	43.83	24.79	21.05	11.45
10.2V	742.2	489.8	395.5	247.6	149.0	77.38	54.97	45.04	43.72	24.75	20.83	11.24
10.5V	670.7	469.6	374.9	241.7	146.6	76.16	54.65	44.71	43.61	24.69	20.62	10.80
10.8V	599.1	439.3	354.2	236.0	144.1	75.13	54.22	44.39	43.49	24.59	20.29	10.47
11.1V	527.6	409.0	333.6	230.3	141.6	74.00	53.78	44.06	43.38	24.59	19.96	10.14

Capacity Factors With Different Temperature

Battery Type		-20°C	-10°C	0°C	5°C	10°C	20°C	25°C	30°C	40°C	45°C
GEL BATTERY	6V&12V	50%	70%	83%	85%	90%	98%	100%	102%	104%	105%
	2V	60%	75%	85%	88%	92%	99%	100%	103%	105%	106%
AGM BATTERY	6V&12V	46%	66%	76%	83%	90%	98%	100%	103%	107%	109%
	2V	55%	70%	80%	85%	92%	99%	100%	104%	108%	110%

Charge the batteries at least once every six months, if they are stored at 25°C.

Discharge Current VS. Discharge Voltage

Charging Method:

Constant Voltage	-0.2Cx2h+2.4~2.45V/Cellx24h, Max. Current 0.3CA
Constant Current	-0.2Cx2h+0.1CAx12h
Fast	-0.2Cx2h+0.3CAx4.0h

Final Discharge Voltage V/cell	1.75V	1.70V	1.60V
Discharge Current (A)	(A) ≤ 0.2C	0.2C < (A) < 1.0C	(A) ≥ 1.0C