

3M™ 740 Series Filter Cartridges


3M™ 740 Series filter cartridges are high efficiency, outside to inside flow direction liquid filtration cartridges designed for applications with high contaminant removal requirements.

The 3M 740 Series cartridges are for use in filter housings that accept 6.5" (165 mm) outside diameter, 40" (1016 mm) length filter cartridges with 226 o-ring connections.

The large diameter, pleated depth media cartridge design permits higher flow rates than standard 2.5" diameter filter cartridges resulting in significantly fewer required filter cartridges for a given flow.

3M polypropylene microfiber forms the basis of the filtration media utilized in the 3M 740 Series filter cartridges. 3M's manufacturing processes allow for tightly controlled specifications resulting in a filter media with consistent and predictable particle retention characteristics. The 3M 740 Series cartridges are offered in micron grades ranging from 1 µm to 70 µm (@ 99.9% Particle Removal Efficiency).

The 3M 740 Series cartridges are offered in two configurations – the "B" and "K" versions. The "B" versions contain the maximum amount of filter media surface area for those applications where the highest contaminant holding capacity and/or throughput is desired. The "K" versions contain an optimized amount of filter media surface area (60% - 70% of "B" versions) for those applications where a lower unit cost filter design is beneficial. For both designs, the microfiber media is pleated in a radial design (a 3M Innovation) which optimizes the usable surface area of the filter cartridges. The 3M 740 Series cartridges utilize polypropylene end caps, outer sleeves and cores to protect the pleat structure integrity and provide a robust filter construction. A double o-ring seal design is incorporated to reduce the risk of fluid bypass.



Applications

Process Waters (pre-RO, Cooling...)

Machine Coolants

Chemicals

Refining (Amine, Final Product...)

Ground/Reclaimed/Waste Waters

Well Injection & Produced Waters

Features & Benefits

Higher Flow Capability per Cartridge (vs. conventional 2.5" diameter cartridges)

- Fewer cartridges required, resulting in:
 - Reduced cartridge handling
 - Less individual cartridge seal points reducing chance of fluid bypass

Radial Pleat Design

- High contaminant capacity

Use of 3M Microfiber Filtration Medias

- Consistent and predictable filtration performance
- High particle removal efficiencies throughout filter life

Easy to Use

- No special tools or hardware required for filter change-out

All Polypropylene Filter Construction

- Broad chemical compatibility

FDA Compliant

- Compatible in applications requiring direct food contact in food and beverage processing per 21 CFR

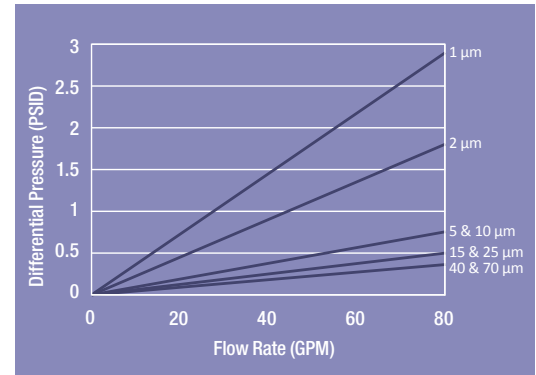


3M™ 740 Series Filter Cartridge Specifications

Construction	
Filter Media, Center Core, End Caps, Outer Sleeve	Polypropylene
Sealing O-ring	Nitrile ¹
O-ring Size	226
Operating Conditions	
Maximum Flow Rate	60 gpm (14 m ³ /hr) – (1 μm & 2 μm versions) 80 gpm (18 m ³ /hr) – (all other versions)
Maximum Operating Temperature	160° (71°C)
Maximum Forward Differential Pressure	50 psid @ 68°F (3.4 bar @ 20°C)
Recommended Change-out Differential Pressure	35 psid @ 68° (2.4 bar @ 20°C)
Cartridge Dimensions	
Inside Diameter (nominal)	1.5" (38.1 mm)
Outside Diameter (nominal)	6.5" (165 mm)
Length (nominal)	40" (1016 mm)
Regulatory	
All component materials of construction are listed for food contact per FDA 21 CFR Parts 170-199	


¹ Contact factory regarding availability of other o-ring materials

Graph 1: 3M™ 740 Series Filter Cartridges Pressure Drop vs. Flow Rate Information



3M™ 740 Series Filter Cartridge Ordering Guide

Model	Filter Construction	Length	Material (Media/ Plastic Components)	Micron Grade (@ 99.9% PRE)	Gasket Material	Packaging
740 – 740 Style	B – Maximum Filter Area K – Optimized Filter Area	40 – 40" Nominal	PP – Polypropylene	001 – 1μm 002 – 2μm 005 – 5μm 010 – 10μm 015 – 15μm 025 – 25μm 040 – 40μm 070 – 70μm	D – Nitrile	1 – 1 per Case



* For 1μm, 2μm, 5μm, 10μm, 15μm versions only

Important Notice

The information described in this literature is accurate to the best of our knowledge. A variety of factors, however, can affect the performance of the Product(s) in a particular application, some of which are uniquely within your knowledge and control. **INFORMATION IS SUPPLIED UPON THE CONDITION THAT THE PERSONS RECEIVING THE SAME WILL MAKE THEIR OWN DETERMINATION AS TO ITS SUITABILITY FOR THEIR USE. IN NO EVENT WILL 3M PURIFICATION INC. BE RESPONSIBLE FOR DAMAGES OF ANY NATURE WHATSOEVER RESULTING FROM THE USE OF OR RELIANCE UPON INFORMATION.**

It is your responsibility to determine if additional testing or information is required and if this product is fit for a particular purpose and suitable in your specific application.

3M PURIFICATION INC. MAKES NO REPRESENTATIONS OR WARRANTIES, EITHER EXPRESS OR IMPLIED INCLUDING WITHOUT LIMITATION ANY WARRANTIES OF MERCHANTABILITY, FITNESS FOR A PARTICULAR PURPOSE OR OF ANY OTHER NATURE HEREUNDER WITH RESPECT TO INFORMATION OR THE PRODUCT TO WHICH INFORMATION REFERS.

Limitation of Liability

3M Purification Inc. will not be liable for any loss or damage arising from the use of the Product(s), whether direct, indirect, special, incidental, or consequential, regardless of the legal theory asserted, including warranty, contract, negligence or strict liability. Some states do not allow the exclusion or limitation of incidental or consequential damages, so the above limitation may not apply to you.



3M Purification Inc.
400 Research Parkway
Meriden, CT 06450
U.S.A.
Phone (800) 243-6894
(203) 237-5541
Fax (203) 630-4530
www.3Mpurification.com

Your Local Distributor:

Please recycle. Printed in U.S.A.
NSF is a trademark of NSF International.
3M is a trademark of 3M Company.
© 2013 3M Company. All rights reserved.
70020311737 REV 1013